

COVID-19 DAILY STATISTICS**RUTHERFORD COUNTY**

Data Source: Foothills Health District

AUGUST 17, 2020

Total Tested	9,496
Total Negative Tests	8,537
Total Pending Tests	70

Total Positive Tests 889

Percent Positive of Individuals Tested	9.4%
Households Affected	587

Breakdown of Positive Tests

Quarantined at Home	148
Quarantined at Hospital	21
Ages (25-49)	2
Ages (50-64)	10
Ages (65+)	9

Total Active Positives 169

Out of Quarantine	702
Deceased - Total	18
Ages (25-49)	1
Ages (50-64)	4
Ages (65+)	13

Breakdown of Positive Cases by Category

Female	468
Male	421
Ages (0-17)	78
Ages (18-24)	110
Ages (25-49)	340
Ages (50-64)	229
Ages (65+)	132
28018 (Bostic)	49
28020 (Caser)	1
28040 (Ellenboro)	61
28043 (Forest City)	291
28114 (Mooresboro)	69
28139 (Rutherfordton)	295
28160 (Spindale)	79
28167 (Union Mills)	24
28746 (Lake Lure)	20
American Indian	2
Asian	3
Black	183
Hispanic	102
Pacific Islander	1
White	598

ESTADISTICAS DIARIAS DEL COVID-19**CONDADO DE RUTHERFORD**

Fuente De Informacion: Distrito de Salud Foothills

AGOSTO 17, 2020

Total de Examinados	9,496
Total de Casos Negativos	8,537
Total de Casos Pendientes	70

Total de los Casos Positivos 889

Porcentaje Positivo de Individuos Evaluados	9.4%
Hogares Afectados	587

Desglose de los Exámenes Positivos

Cuarentena en el Hogar	148
Cuarentena en el Hospital	21
Edades (25-49)	2
Edades (50-64)	10
Edades (65+)	9

Total De Casos Positivos Activos 169

Fuera de la Cuarentena	702
Muertes - Total	18
Edades (25-49)	1
Edades (50-64)	4
Edades (65+)	13

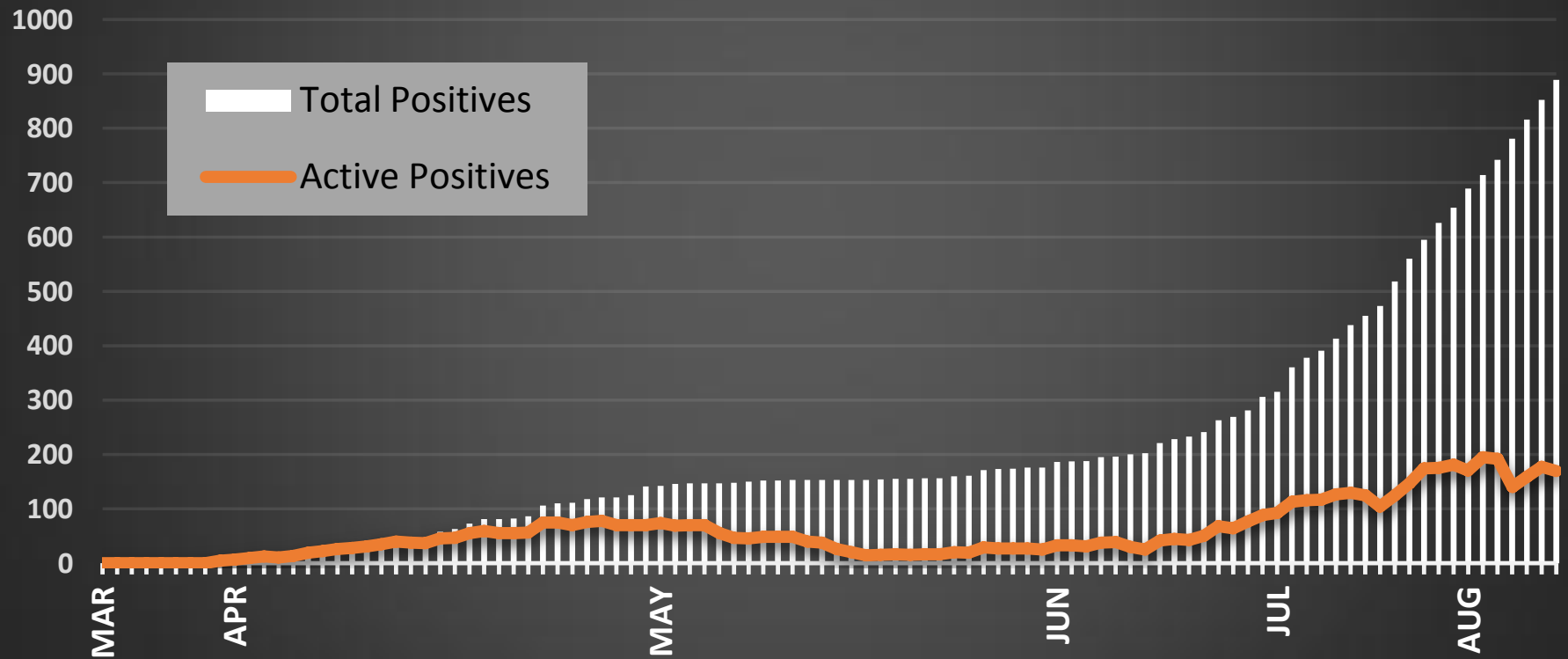
Desglose de Casos Positivos por Categoría

Hembras	468
Machos	421
Edades (0-17)	78
Edades (18-24)	110
Edades (25-49)	340
Edades (50-64)	229
Edades (65+)	132
28018 (Bostic)	49
28020 (Caser)	1
28040 (Ellenboro)	61
28043 (Forest City)	291
28114 (Mooresboro)	69
28139 (Rutherfordton)	295
28160 (Spindale)	79
28167 (Union Mills)	24
28746 (Lake Lure)	20
Indio Americana	2
Asiático	3
Negra	183
Hispana	102
Isleño del Pacífico	1
Blanca	598

TOTAL VS. ACTIVE POSITIVE CASES

Rutherford County - COVID-19

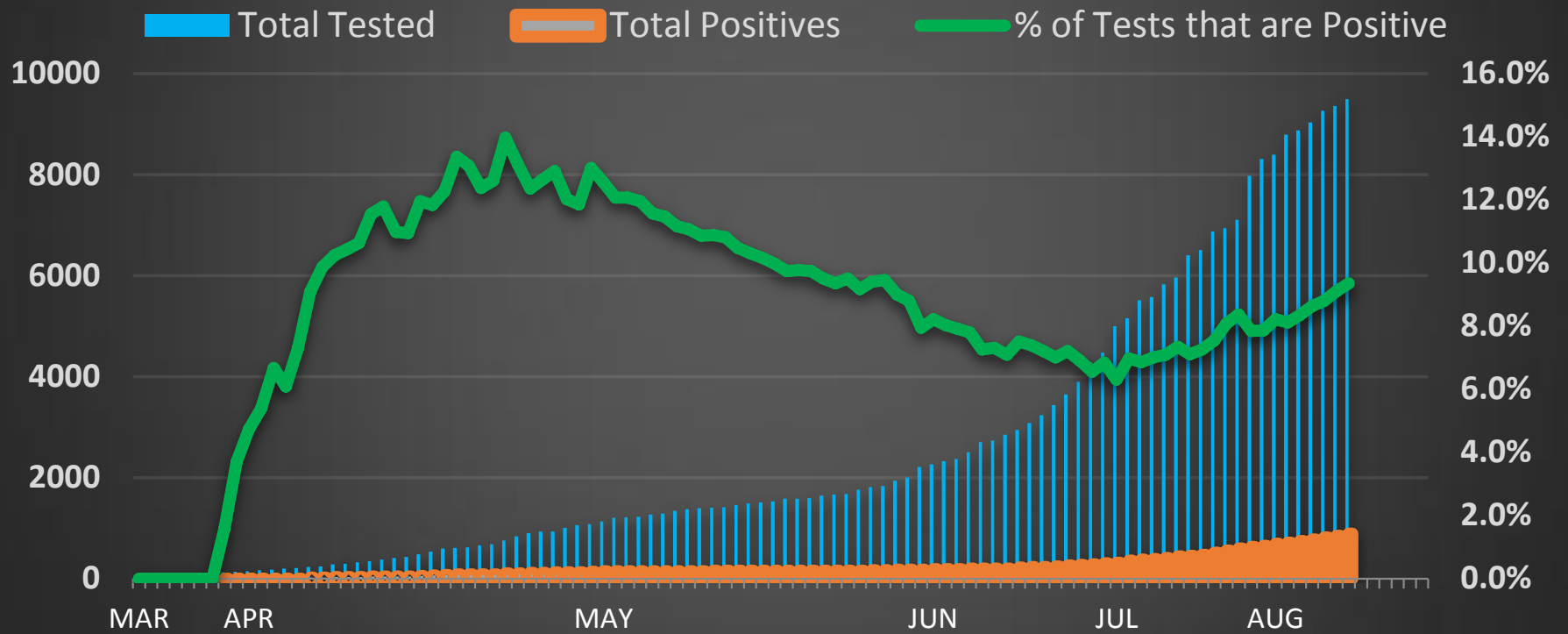
Updated: 08-17-20



% OF TESTS THAT ARE POSITIVE

Rutherford County - COVID-19

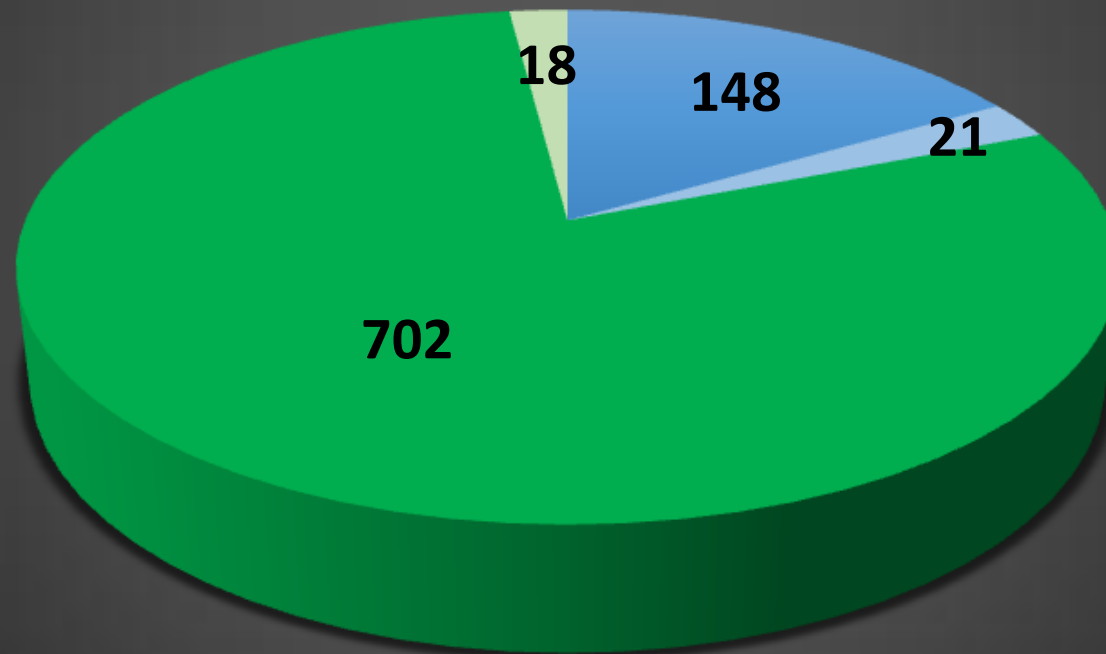
Updated: 08-17-20



STATUS OF POSITIVE CASES

Rutherford County- COVID-19

Updated: 08-17-20

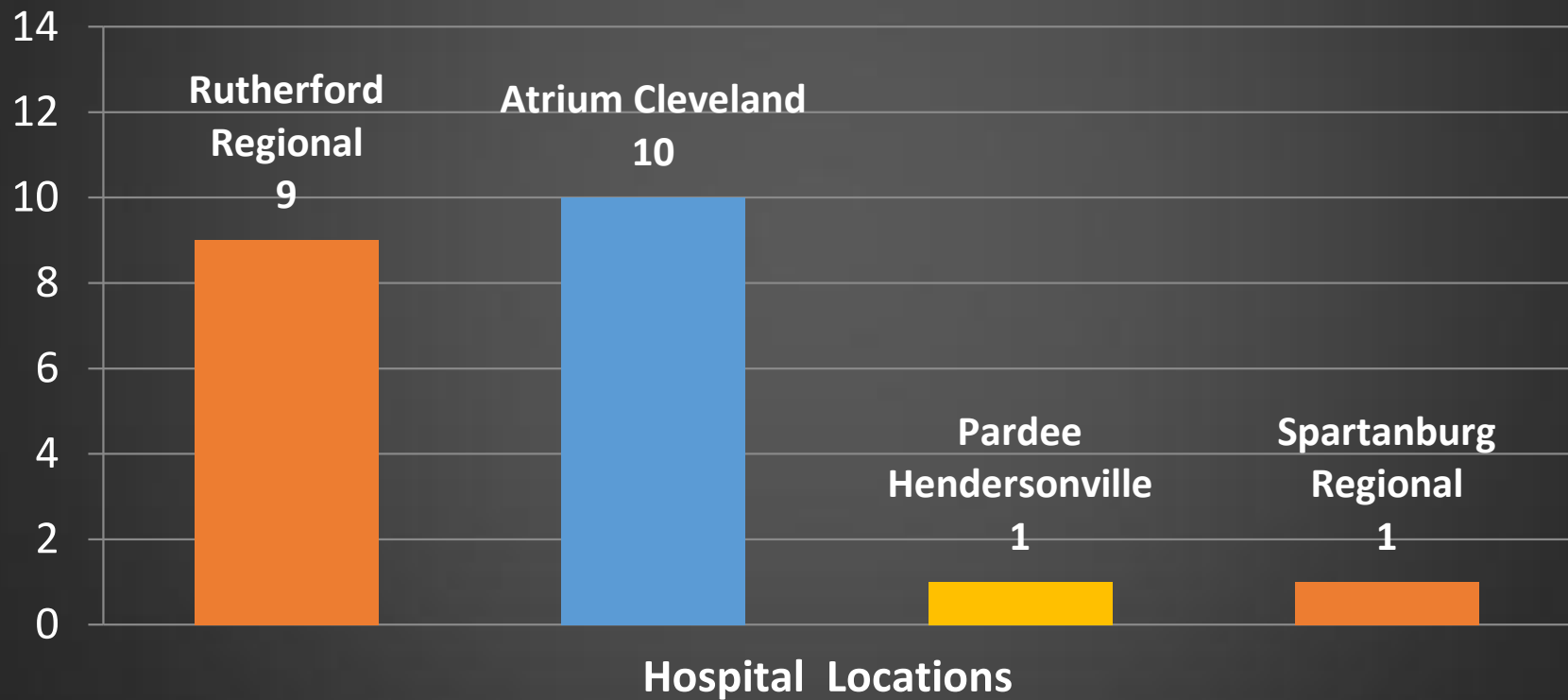


■ Quarantined ■ Hospitalized ■ Out of Quarantine ■ Deceased

CURRENT HOSPITALIZATIONS

Rutherford County- COVID-19

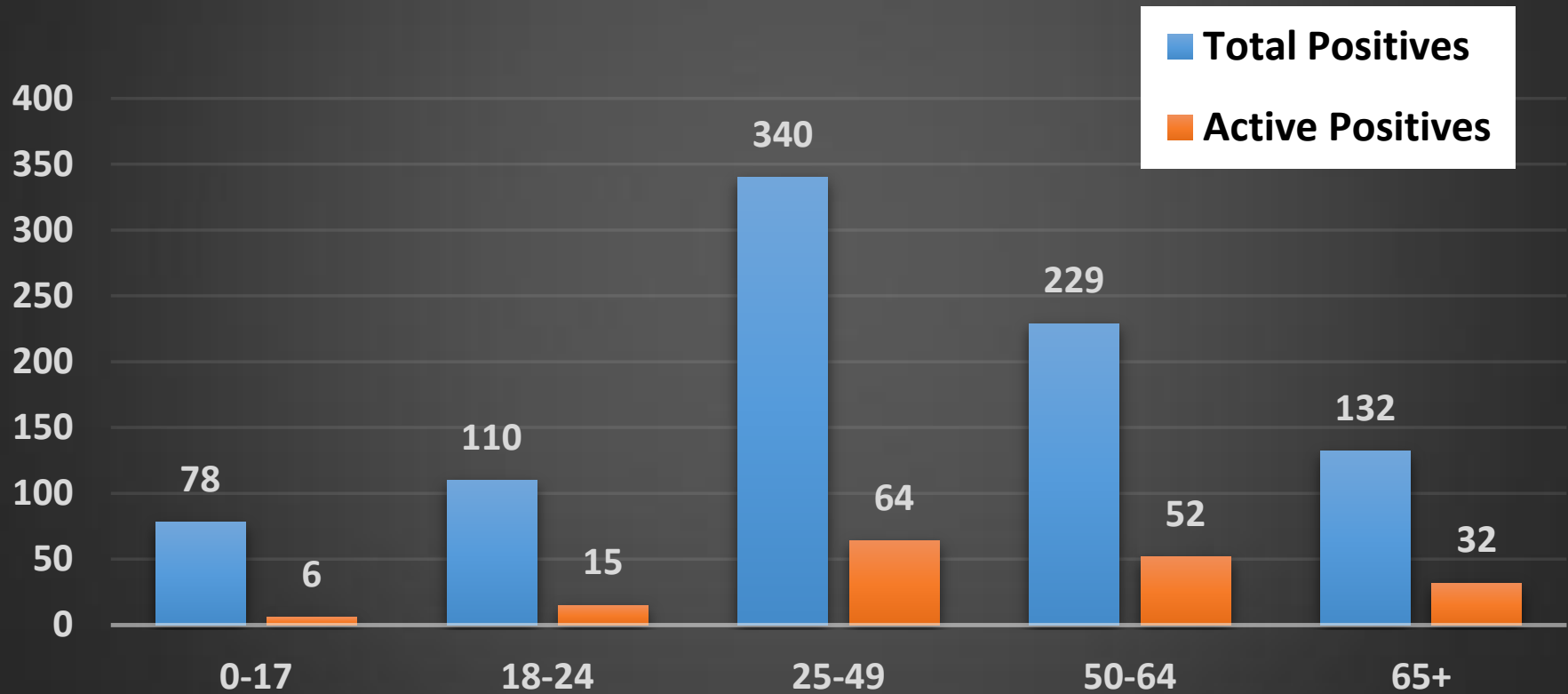
Updated: 08-17-20



AGE RANGES

Rutherford County- COVID-19

Updated: 08-17-20



ZIP CODE DISTRIBUTION

Rutherford County- COVID-19

Updated: 08-17-20

